

acoufelt
making quiet

Castillo Ceiling Tiles

Specifications

Application	Ceiling
Composition	100% polyester
Material	FilaSorb™
Recycled content	60% min. rPET
Thickness	12mm +/- 10%
Weight	2400gsm
Length	603 x 630mm Custom size available upon request
Height	289mm

Sustainability



Made from 60% min. recycled content



Total VOC's less than 0.5 mg/m³ (3rd Party Verified)



Generated using 40% solar energy



Recyclable at end-of-life



Indoor Advantage Gold Certified.



Technical Data

Fire test method	EN 13501-1: 2019
Classification	B-s1, d0
Water vapour sorption method	ASTM C1104-2019 (Procedure A Modified)
Water sorbed by weight	0.20% (results based on a 12mm thick panel)
Total VOC test method	SCS-EC10.3-2014 v4.0 meeting standard CDPH/EHLB Standard Method v.1.2-2017
Total VOC result	≤ 0.5mg/m ³
Colorfastness test method	ISO 105-B02
Rating	6-7

Guarantees

Lead Time	6-8 weeks
Origin	United Kingdom
Warranty against defects	20 years*
Colorfastness warranty	20 years*

*conditions apply

Acoustic Performance

Test method

AS ISO 354-2006: Acoustic - Measurement of sound absorption in a reverberation room

Installation method

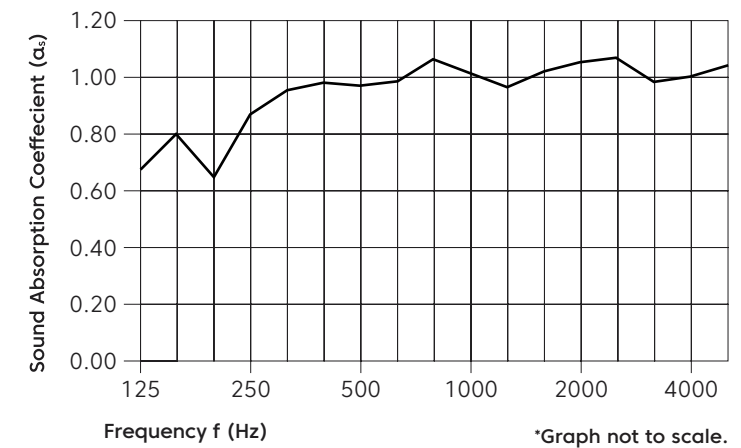
Type "E-400" Mounting, tested with 400mm air gap

Rating method

ISO 11654-1997: Acoustic – sound absorbers for use in buildings – rating of sound absorption

Test results

NRC 0.95 400mm air gap | aw 0.96, Class A



Frequency (Hz)	125	250	500	1000	2000	4000	NRC
12mm α _s	0.67	0.86	0.96	1.02	1.04	1.00	0.95

Performance Indices: **Noise Reduction Coefficient (NRC)** results represent the absorption coefficients measured at the one third octaves bands at 125, 250, 500, 1000, 2000 and 4000 Hz rounded to the nearest 0.05. Acoustic testing has been performed according to the methods mentioned above. Customisation of installation of the product could alter the results. **Sound Absorption Average (SAA)** indicates the absorption coefficient average for the twelve one-third octave bands ranging between 200 and 2500 Hz

Castillo Design

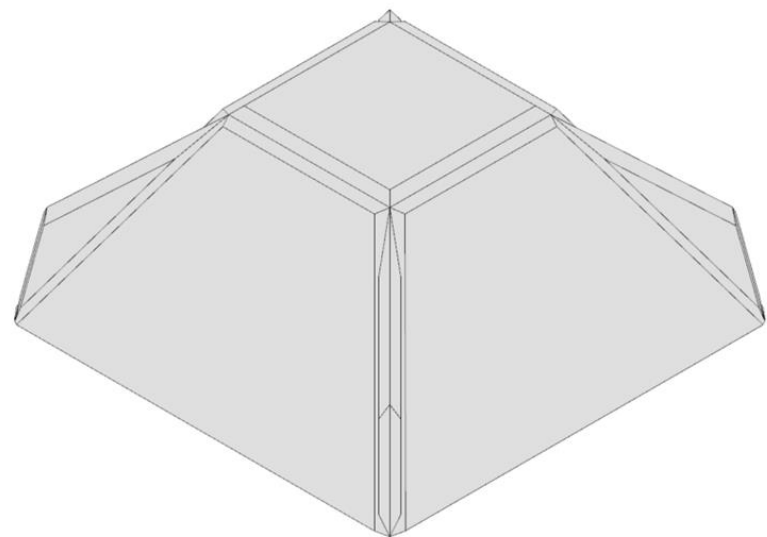
Sizes

Length	603 x 603mm Custom size available upon request
Height	289mm

Thickness 12mm

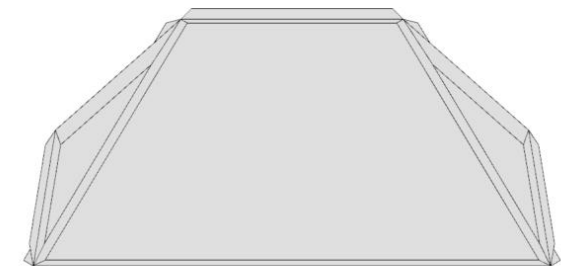


Perspective



603mm

289mm



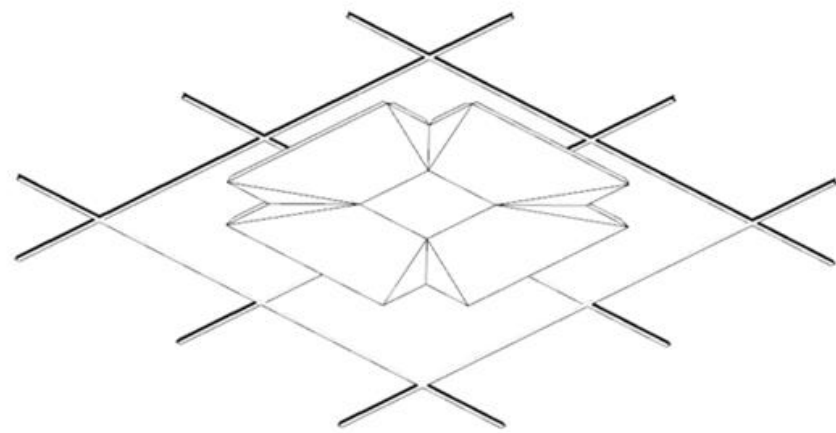
Premier Colourways



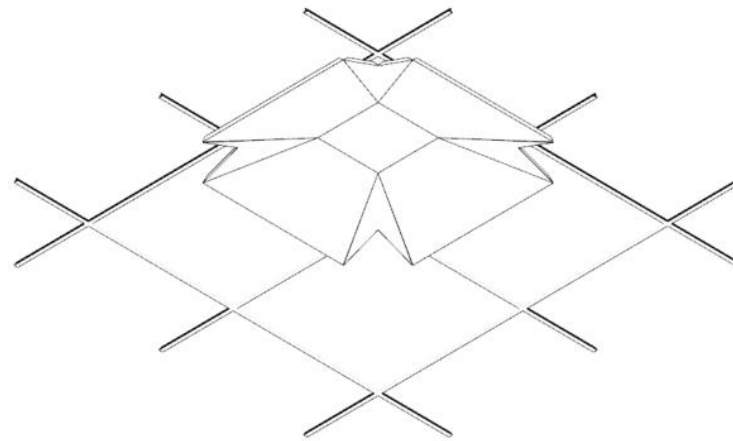
Can't find a colour?

We are constantly updating our palette, which includes adding and discontinuing certain color lines. If you can't find the color you are looking for, please contact us with your color request, as we may still have stock available.

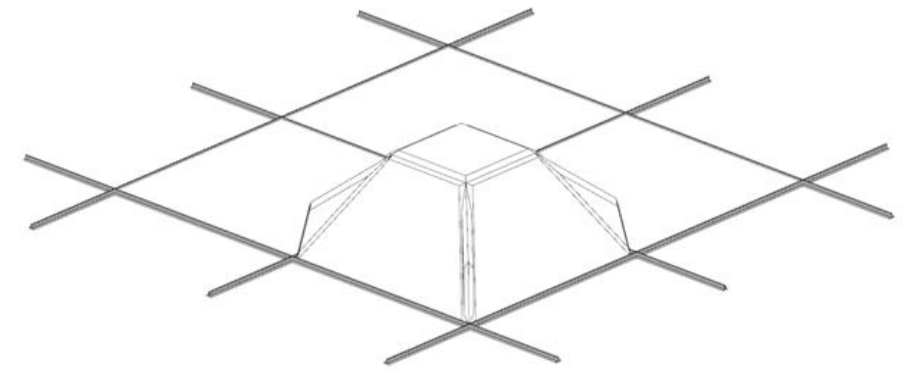
Installation Method



A). Maneuver Castillo up and in to the void space between the soffit and T-Grid, making sure that the beveled edges are facing the soffit.



B). Once Castillo is in position, place your hand on the interior square of Castillo and let the sides drop down towards the T-Grid, ensuring that the fins found on the edges of the net are facing outward, toward the void space.



C). Once Castillo has taken shape, simply fit it to the interior supports between each relevant space in-between the open spaces within the T-Grids, where Castillo will sit.